



HOW TO USE A TECHNOLOGY TOOL

Sapient Clinician Training App

www.sapientclinician.com

EDCI 531: Purdue University
By Jason Boursier



Sapient Clinician

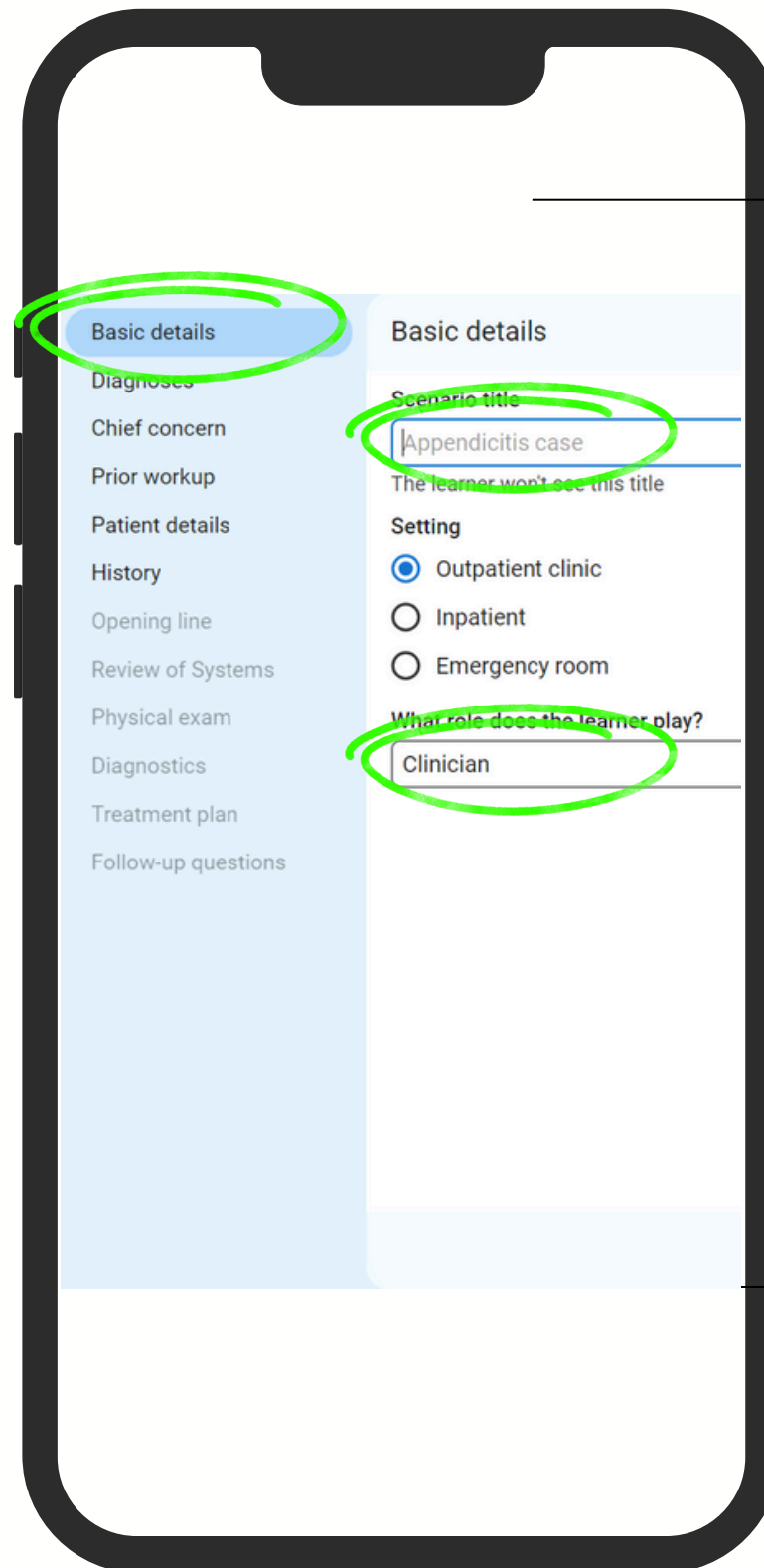
Getting Started with SC

Focusing your Attention

- In this module your goal will be to learn how to use Sapient Clinician to set up patient cases and be ready for your first diagnosis.

Fine Tuning Engagement

- Pay attention to the arrows and highlights to help guide your learning.



An Immersive Simulation that Assesses Clinical Reasoning

- Welcome to the Sapient Clinician learning module. This module will help you master the process of setting up patient profiles, diagnosing illnesses, and analyzing reports from assessments. To get started, you will familiarize yourself with the interface and key features. Pay attention to the highlighted areas for each task as we guide you through step-by-step.

Use ChatGPT? SC is Very Similar!

- Sapient Clinician will provide formative feedback after completing an assessment, similar to GPT. How will this feedback be meaningful to you?



Sapient Clinician

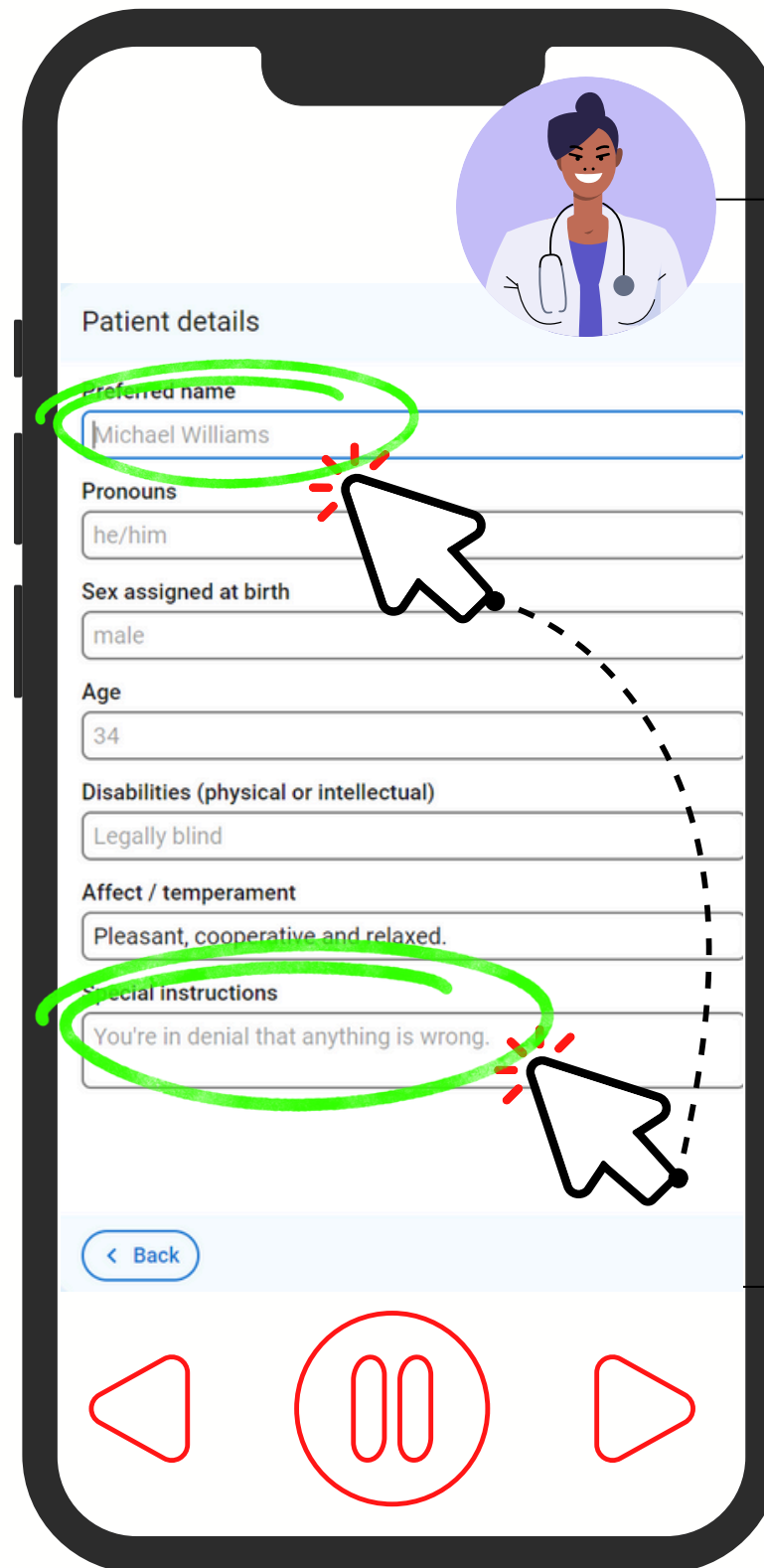
Learn by Modeling

Learning Sapient Clinician through Expert Demonstration

- In this module you will watch the expert set up a patient case.

Independent Engagement

- Pay attention to how the instructor sets up a new patient for you to diagnose.



Learn how to simulate a real world interaction

- You will now start to master Sapient Clinician by observing an expert as they navigate the tool. Watch closely as they set up a patient profile and input diagnostic information. By observing how an expert uses the platform, you will learn key steps to follow when inputting information to successfully diagnose a patient.

Let's learn by a Worked Example

- Follow the narration. This will provide a model to help illustrate how a proficient user of SC will improve their skills.



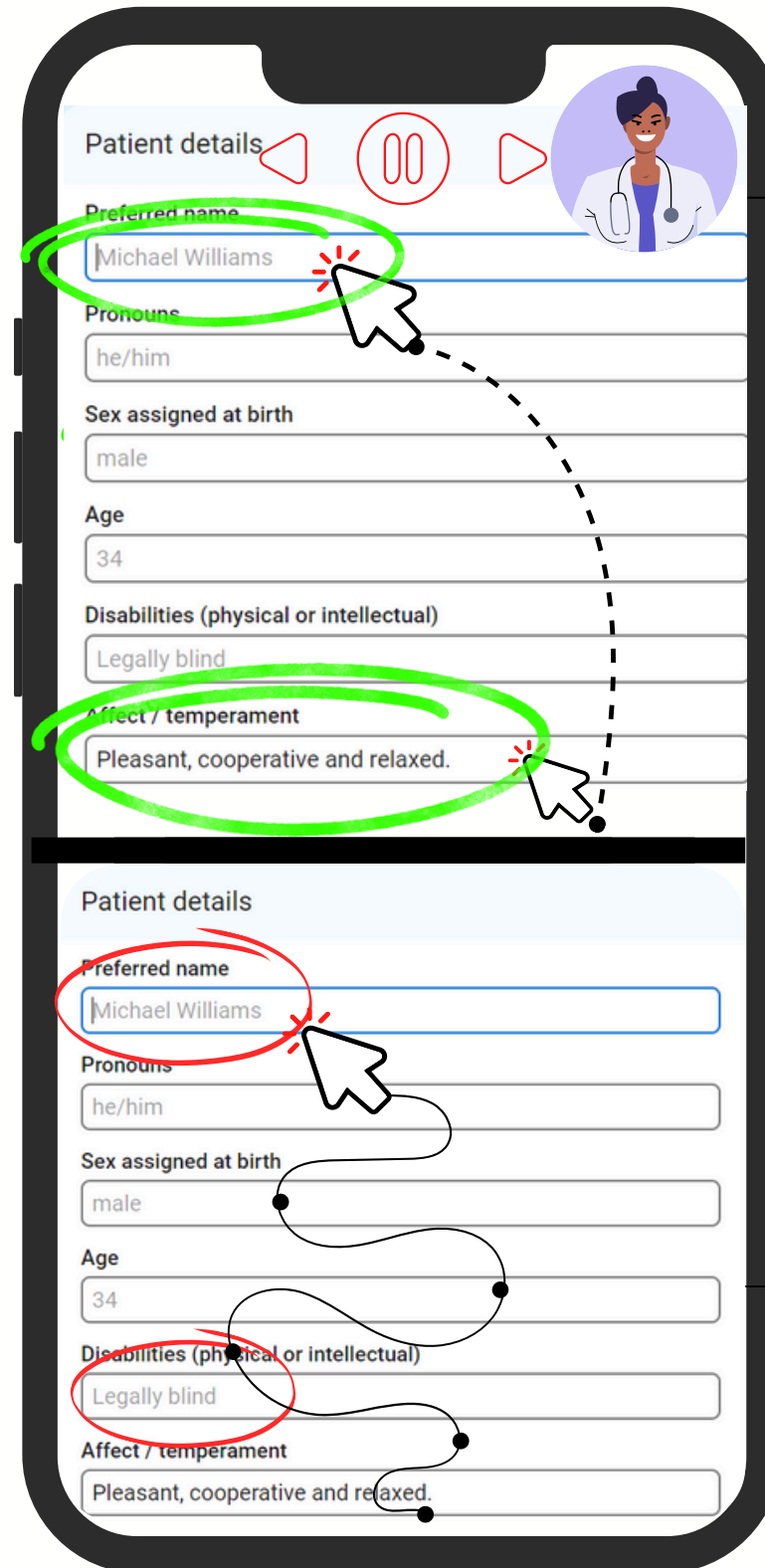
Vicarious Learning and Practice

Watch, Then Try Yourself

- In this module you will use what you learned from the expert and set up a patient profile yourself!

Personalizing Your Engagement

- Practice and model how the instructor sets up a new patient, pause the video and input at the same time if need be.



Setting Up a Patient Profile

- Now it's your turn! After watching the expert it is time to set up a patient profile all on your own. Try to follow the same steps as the expert. You can always revisit the video if you need a refresher. This practice will help reinforce what you have observed.

Need Help? Click Back to Repeat and Watch Instructor Video Again

- Now, you should be able to input the patient data yourself, if you get stuck you may refer back until you are familiar.



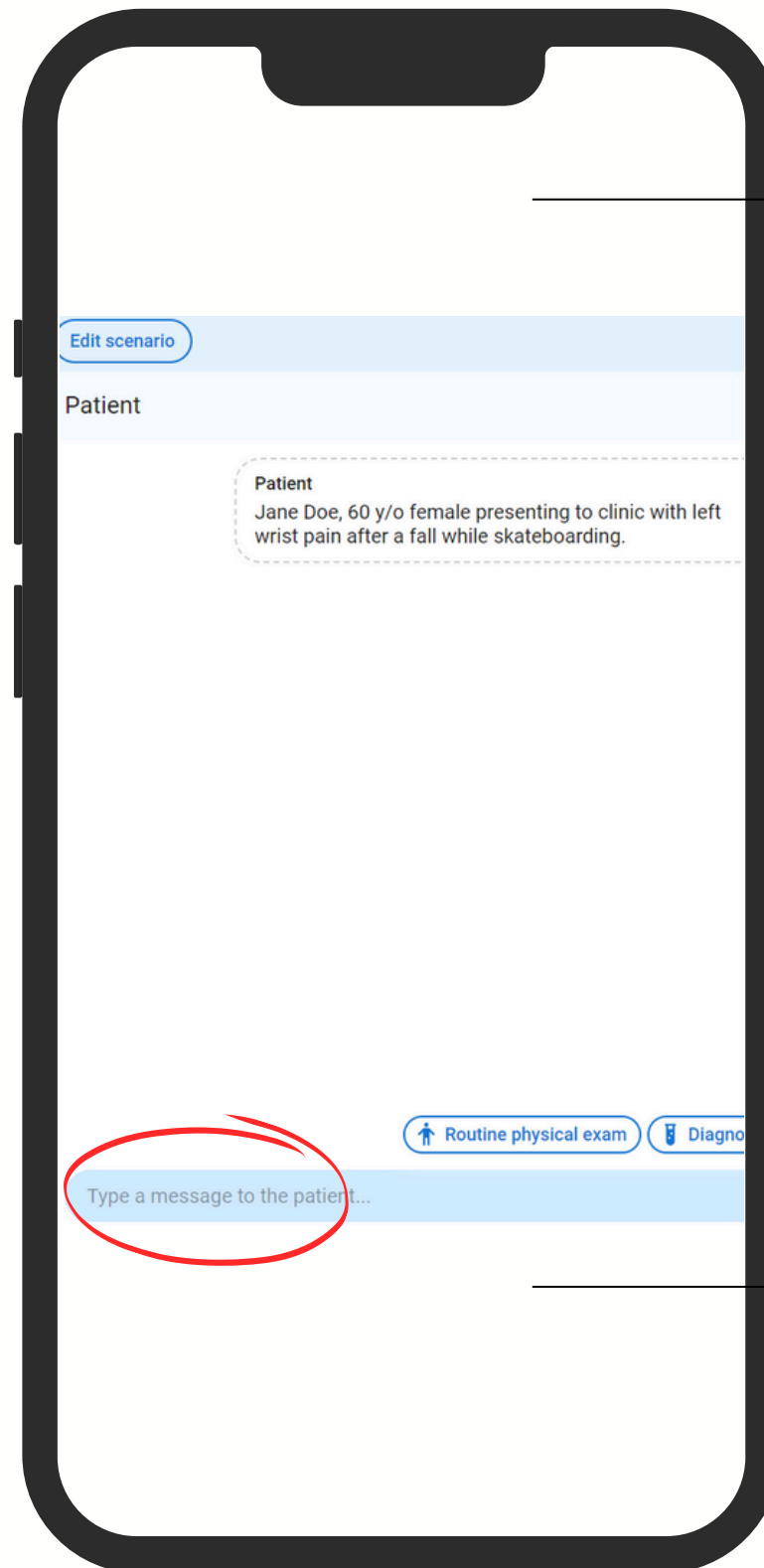
Self-Efficacy and Problem-Solving

Analyzing Patient Data

- In this module, after watching the expert complete this task, you will take the final step and ask SC questions to diagnose your first patient.

Engagement by Diagnosis

- Start easy with a simple diagnosis like “sprained ankle” or “cavity” based on your field of expertise and practice on your SC patient for recommending the accurate treatment strategy.



Practice your Diagnosis

- With each successful task, your confidence will grow. Practice inputting patient symptoms into SC and formulate the accurate diagnosis based how the patient in SC responds to your questions. Use what you learned to complete the analysis. As you practice, your ability to handle more complex cases will improve.

Stuck? Refer to your Study Materials

- This is now the opportunity to use your doctoral education and practice diagnosing an SC patient as if it were part of a real assessment.




Reflective Learning and Feedback

Reviewing your Progress

- In this module you will reflect and self assess what you could have done better after a short quiz.

Engagement through Testing

- Focus on the details. Be complete in your queries. Are you thorough enough to pass an assessment? Take a brief quiz to receive personalized feedback and improve your performance.




Assess your Progress

- Great job! You've completed the basic steps. Now let's reflect on what you've learned. How did your approach compare to the expert's? What strategies worked best for you? What did you score, and how could you have performed better?

Wrong Answers will be Given Corrective Feedback

- Keep going! Keep learning! Don't stop, you will grow and become a more seasoned professional.



THANK YOU FOR YOUR PARTICIPATION!

Sapient Clinician Training App